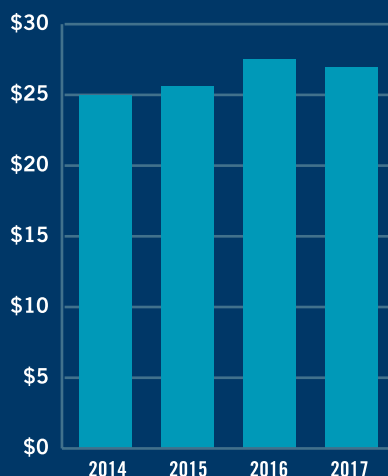


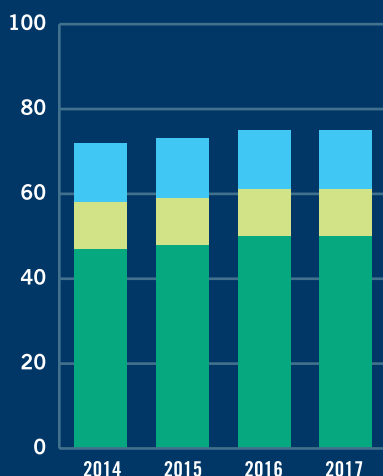
2017* Highlights (dollars in billions)	Percent Change 2017 over 2016	2017	2016	2015	2014
<b>Balance Sheet Totals as of September 30</b>					
Total Assets	+7%	\$ 100.6	\$ 93.8	\$ 90.6	\$ 86.8
Total Liabilities	+4%	26.8	25.7	25.4	25.1
Total Net Position	+8%	73.8	68.1	65.2	61.7
<b>Results of Operations for the Year Ended September 30</b>					
Total Net Cost of Operations	-3%	\$ 26.5	\$ 27.4	\$ 25.6	\$ 25.0
<b>Budgetary Resources for the Year Ended September 30</b>					
Total Budgetary Resources	+2%	\$ 71.0	\$ 69.3	\$ 65.9	\$ 64.5
<b>Visas Issued at Foreign Posts</b>		9.7 million	10.4 million	10.9 million	9.9 million

\* Throughout this report all use of year indicates fiscal year.

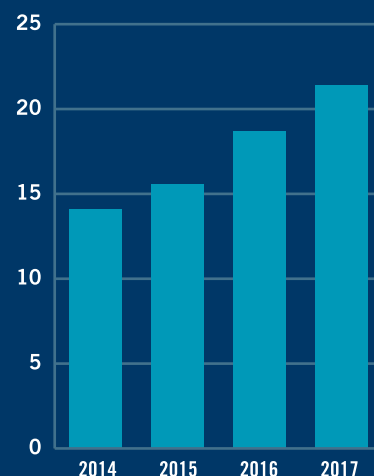
**Total Net Cost of Operations**  
(dollars in billions)



**State Department Employees**  
(in thousands)



**Number of Passports Issued (books and cards)**  
(in millions)



■ Foreign Service ■ Civil Service ■ Locally Employed Staff\*

\* Locally Employed Staff includes Foreign Service Nationals and Personal Services Agreements.

## ABOUT THE COVER

Since 1999, as part of the Department's Capital Security Construction Program, the Bureau of Overseas Buildings Operations has completed 138 new diplomatic facilities, with an additional 61 projects now in design or under construction. Highlighting recent completed projects and a future project, the cover is a photo montage that represents the Department's commitment to promoting peace through strength. The images include: (top left) the consulate in Surabaya, Indonesia is a 6.2-acre compound; (top right) the consulate in Dubai, United Arab Emirates consolidated offices scattered throughout the city into a 6-acre compound; (bottom right) the embassy in Libreville, Gabon was constructed with enhanced security on a 10-acre site; and (bottom left) the Athens, Greece Chancery designed by one of the great masters of 20th Century architecture, Walter Gropius, will be updated to meet modern standards and security.